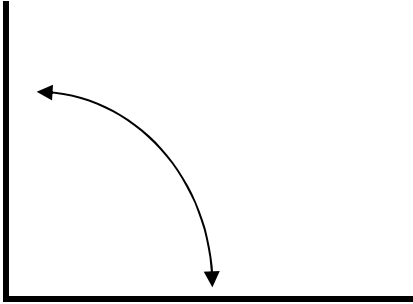


The Four Strokes

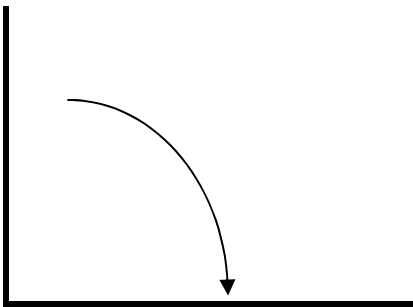
The following four strokes are recognised the world over as the definitive method to correctly strike the drums. In following lessons we will be applying these strokes to all rudiments to enable us to play them correctly. The four strokes force good technique and are vital to your development.

The full stroke



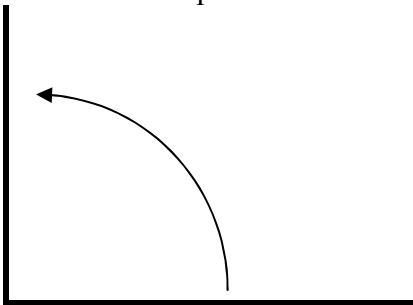
Starting at 90 degrees, strike the drum. Allow the stick to return to the original position.

The down stroke



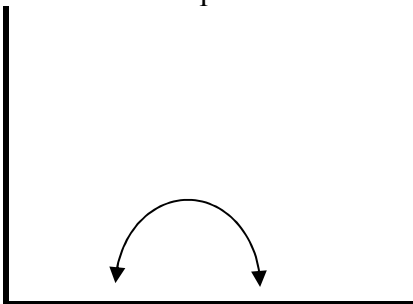
Starting at 90 degrees, strike the drum. The stick should remain down, about an inch or two from the head.

The up stroke



The stick starts where the down stroke finished, at an inch or two from the head. Lightly tap the head and return to 90 degrees.

The tap stroke



The stick starts where the down stroke finished, at an inch or two from the head. Lightly tap the head but keep the stick in the down position.